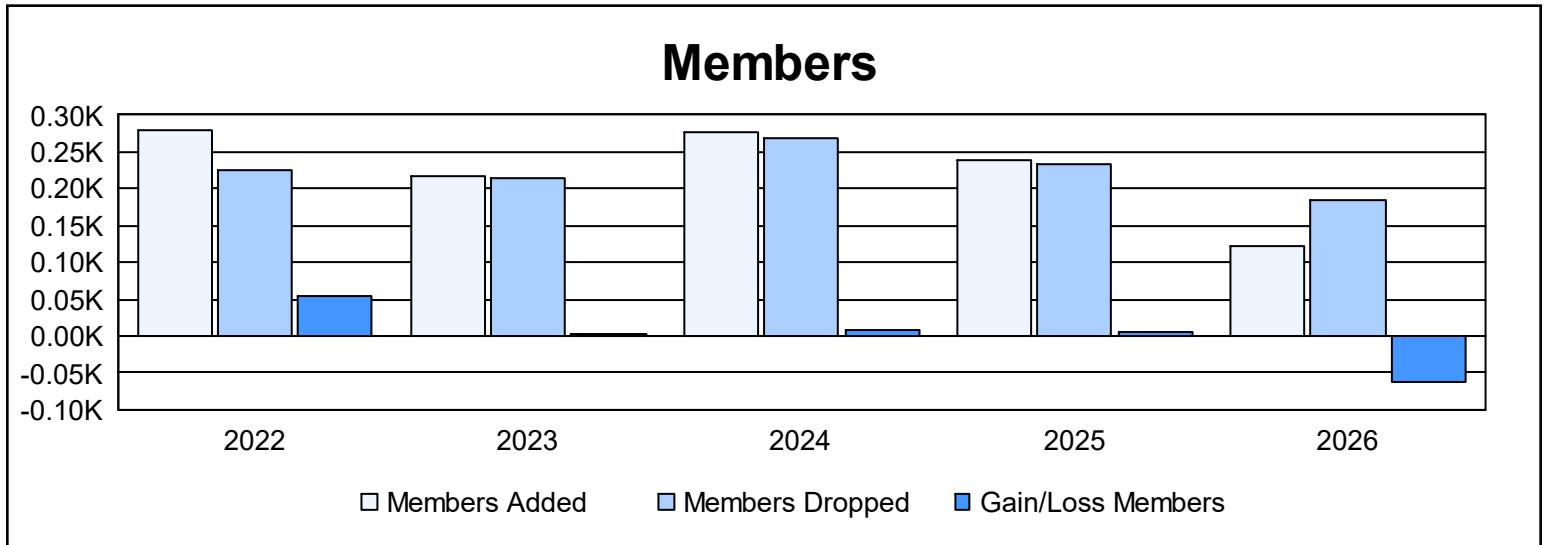
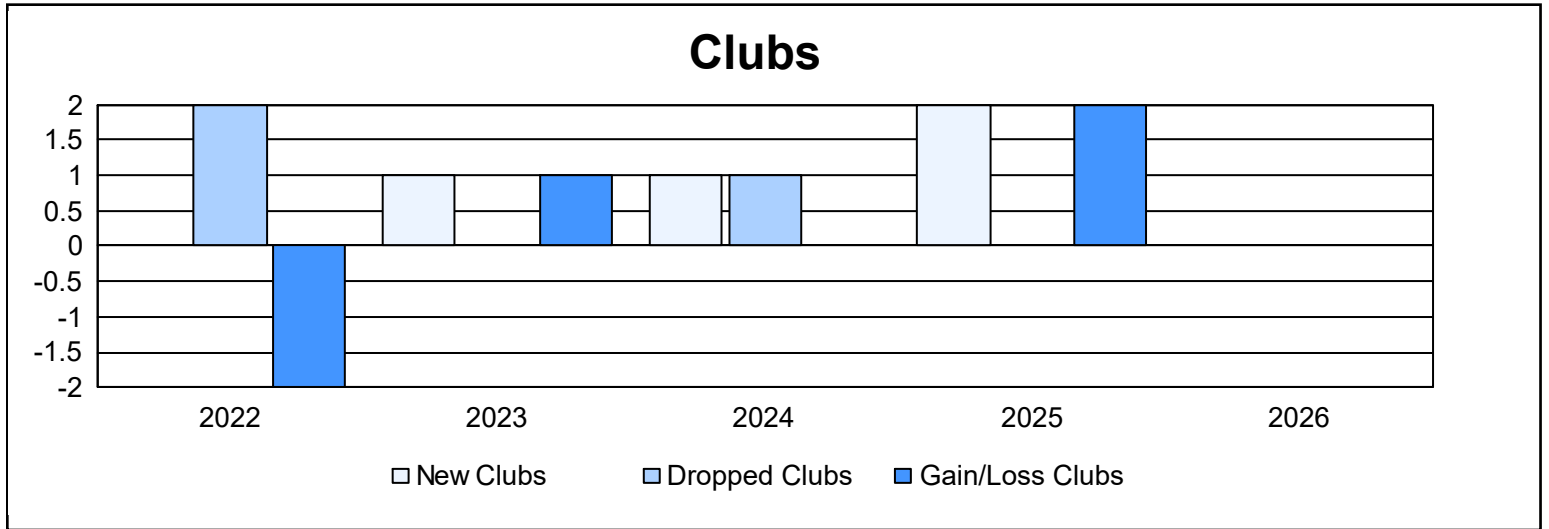
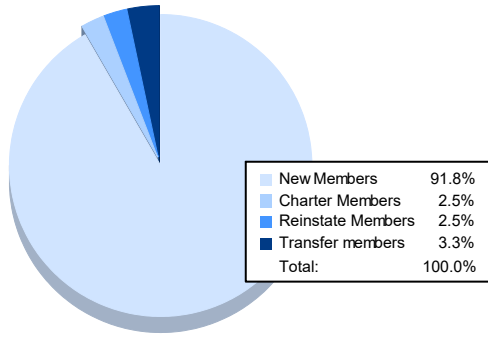


| Year | New Clubs | Dropped Clubs | Gain/ Loss Clubs | New Members | Charter Members | Reinstate Members | Transfer Members | Total Member Added | Total Members Dropped | Gain/ Loss Members |
|----------------|-----------|---------------|------------------|-------------|-----------------|-------------------|------------------|--------------------|-----------------------|--------------------|
| 2021-2022 | 0 | 2 | -2 | 260 | 4 | 10 | 6 | 280 | 226 | 54 |
| 2022-2023 | 1 | 0 | 1 | 173 | 30 | 6 | 8 | 217 | 214 | 3 |
| 2023-2024 | 1 | 1 | 0 | 229 | 33 | 9 | 6 | 277 | 269 | 8 |
| 2024-2025 | 2 | 0 | 2 | 189 | 36 | 8 | 6 | 239 | 233 | 6 |
| 2025-2026 | 0 | 0 | 0 | 112 | 3 | 3 | 4 | 122 | 184 | -62 |
| Average | 1 | 1 | 0 | 193 | 21 | 7 | 6 | 227 | 225 | 2 |



Membership Composition March 2026 Cumulative



Gender Composition March 2026 Cumulative

